

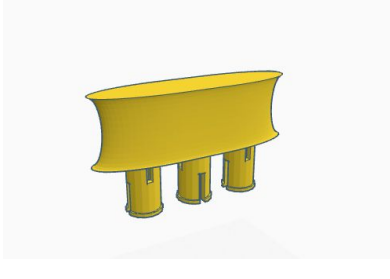


GoPiGo Peg Test

Print the .stl files attached to this lesson and use them to make observations about the different types of pegs. Consider what types of projects could be attached to you GoPiGo as you make observations about the pegs.

	Strengths (When would it be good to use)	Weaknesses (When wouldn't it be good to use)
<p>One Peg</p> 		
<p>Two Pegs</p> 		
<p>Three Pegs</p> 		
<p>2 Pegs with a Gap</p> 